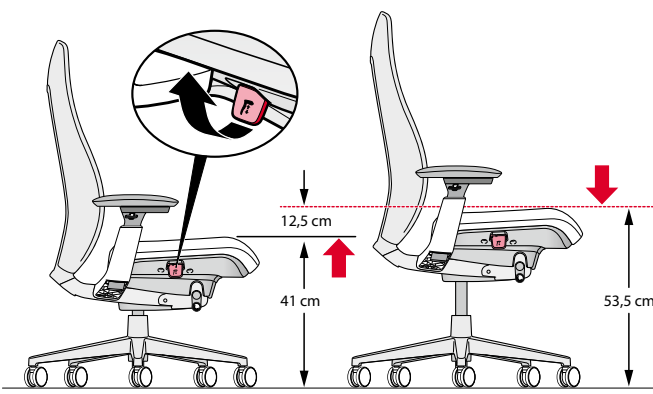
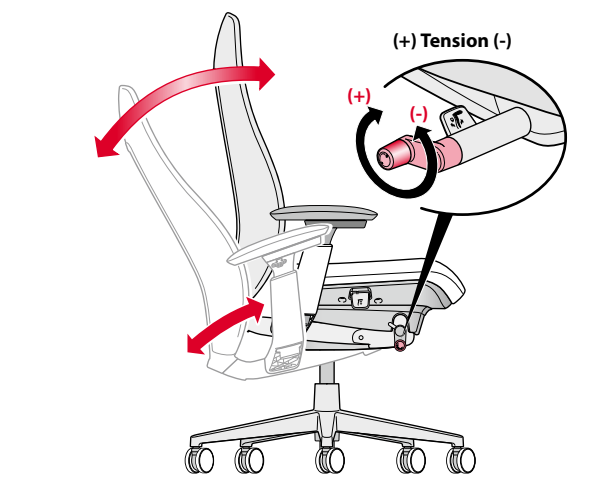


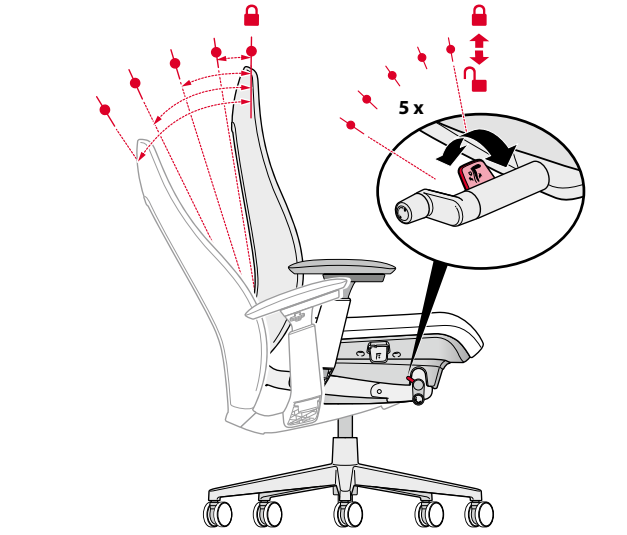
Seat height adjustment



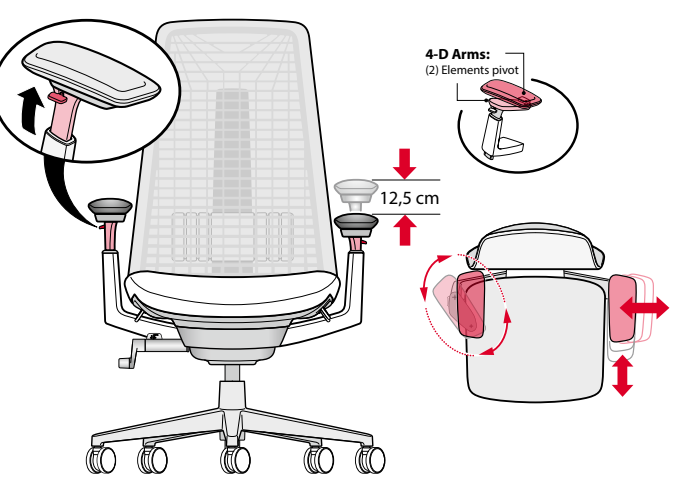
Tension control



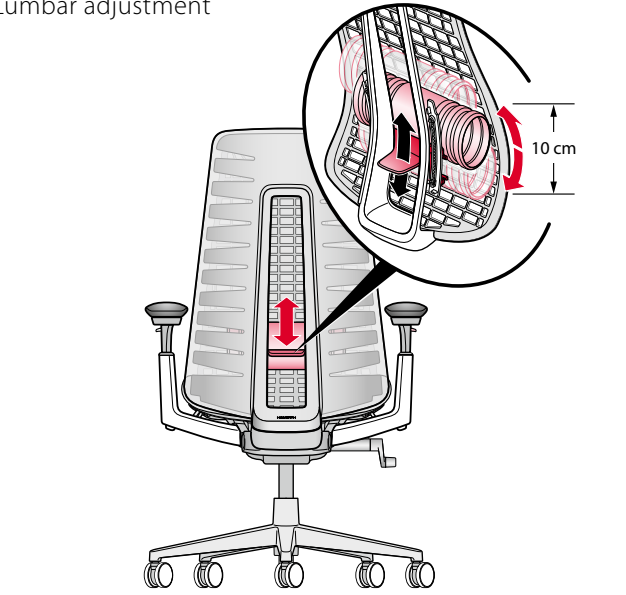
Back stop



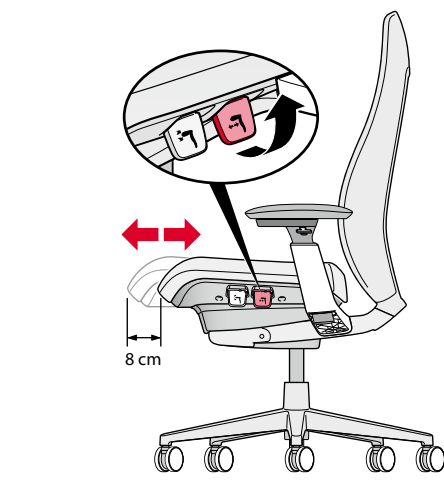
Adjustment of armrests



Lumbar adjustment

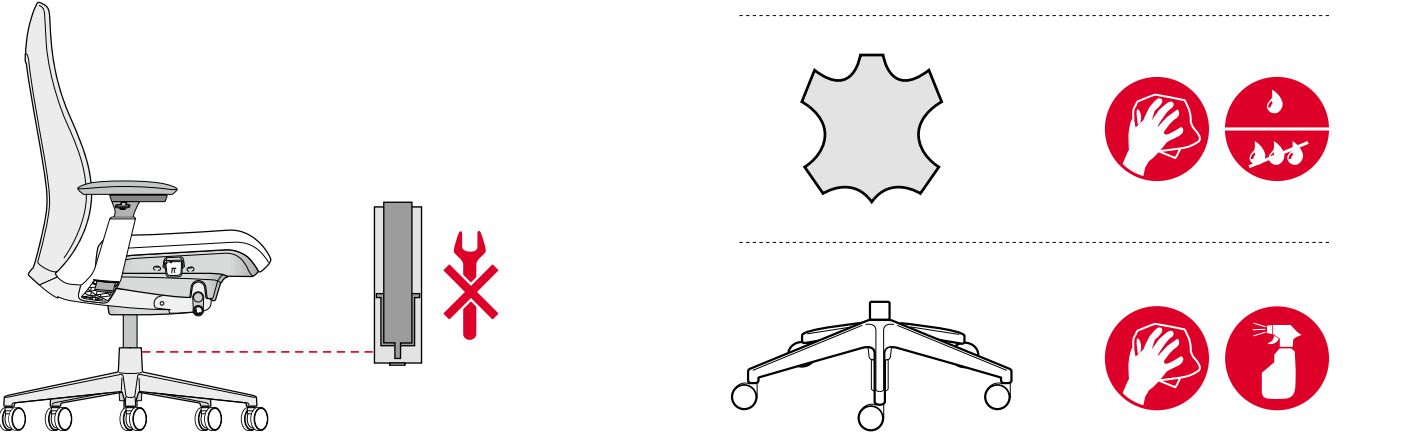


Seat depth adjustment



Forward tilt





Quality furniture can only look and feel good in the long run if it is properly cleaned and cared for. Regular care and proper cleaning will extend the life of your Haworth furniture and enhance its visual and haptic appeal. Detailed instructions on how to care for different materials are to be found on the Haworth website and below.

Upholstery care: Haworth textiles are comfortable due to their air permeability and absorbant qualities. To maintain the appearance of the upholstery, brush or vacuum occasionally. To remove stains or to brighten up the colours, use an appropriate spray cleaner, following the manufacturer's instructions. Brush off dried foam residue thoroughly.

Leather care: Care is hardly necessary – a natural patina is desirable. Dust leather furnishings regularly with a soft cloth. In case of heavy soiling, use a damp, not wet, chamois leather or cloth dipped in a lukewarm mild soap solution.

Metal components: Wipe with a mild detergent and warm water. For chair bases, avoid getting the moving parts damp.

- Benelux** · Haworth Benelux B.V. · Tel. +31 8828 770 60
- France** · Haworth S.A.S. · Tel. +33 1456 445 00
- Germany** · Haworth GmbH · Tel. +49 5042 501 0
- Hungary** · Haworth Hungary Kft · Tel. +36 1201 401 0
- Ireland** · Haworth Ireland Ltd. · Tel. +353 1855 884 0
- Portugal** · Haworth Portugal SA · Tel. +351 2143 450 00
- Spain** · Haworth Spain Ltd. · Tel. +34 9139 804 80
- Switzerland** · Haworth Schweiz AG · Tel. +41 62 765 51 51
- United Kingdom** · Haworth UK Ltd. · Tel. +44 2073 241 360
- USA** · Haworth Inc. · One Haworth Center · Tel. +1 6163 933 000

online-manual



HAWORTH®

eu.haworth.com
www.haworth.com
ap.haworth.com



D9771 150 01612

